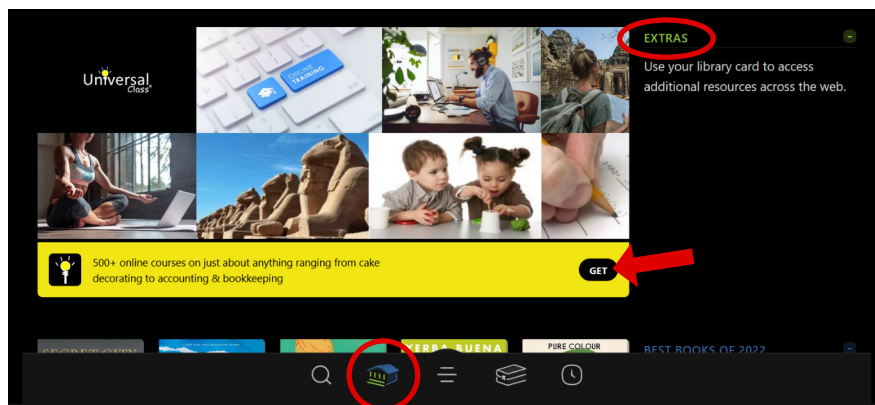


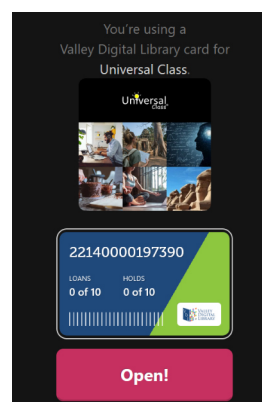
ACCESS UNIVERSAL CLASS

Open the **Libby app** on your mobile device or go to libbyapp.com, and log in using your library card.

Scroll down until you see **Extras** (on the app you will need to tap the 2nd icon on the bottom menu), find the Universal Class option, and select **Get**.



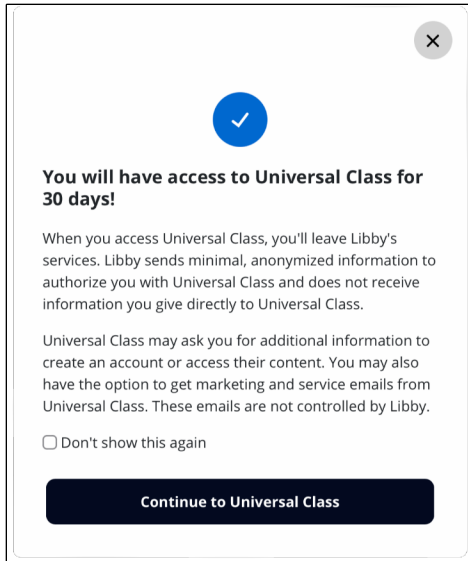
On the next screen, select **Open!**



Get Access

You'll have full access to content from Universal Class for 30 days. When it expires, you can get access through Libby again.

The Universal Class website will open in your web browser. Select **Get Access**.



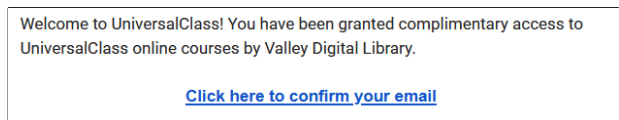
Select **Continue to Universal Class** on the pop-up box.

On the next screen, select **Register Now!**



Create an account by filling in your information and select **Continue**.

You will receive an email with a confirmation link that looks like this.



Once you have confirmed your email, you will have access to Universal Class's extensive catalog of online courses. You can access it at any time by logging into your account at www.universalclass.com. You will need to log into Libby once every 30 days to reinstate access, but otherwise you can access the classes without using the app.